













### 01.03.2 DESCRIPTION OF THE MAIN HAZARDS AND THE CORRESPONDING PREVENTION MEASURES


| <u>AREA</u> | <u>HAZARDS</u>   | <u>PREVENTION MEASURES</u>  | <u>VISUAL APPRECIATION</u>  |
|-------------|--|---|---|
| QUARRYING   | <p>Drilling</p> <ul style="list-style-type: none"> <li>• Fall from height</li> <li>• Hurling of material</li> </ul> <p>Movement of heavy goods vehicles</p> <ul style="list-style-type: none"> <li>• The collapse of a floor level</li> <li>• Mechanical movement of the drill</li> <li>• Exposure to noise and dust</li> </ul> <p>Charging and ignition</p> <ul style="list-style-type: none"> <li>• Inappropriate use of explosives</li> <li>• Fall from height</li> <li>• The collapse of a floor level</li> <li>• Hurling of material</li> <li>• Exposure to noise and dust and vibration</li> <li>• Movement of heavy goods vehicles</li> </ul> | <ul style="list-style-type: none"> <li>• The moving parts of the bore holing machinery</li> <li>• Falls from height</li> <li>• Material falling from height</li> <li>• Crushing of quarry table</li> <li>• Hurling of material</li> <li>• Presence of dust and noise</li> <li>• Movement of earth moving equipment</li> <li>• Job safety analysis and work permit</li> <li>• Isolation of the charging and ignition area</li> <li>• Use of minimum explosives</li> <li>• Authorised person in charge</li> <li>• Pre-approved explosion plan</li> <li>• Safety signage</li> <li>• Safety warnings</li> <li>• No smoking</li> </ul> |   |




|                             |  |   |  |
|-----------------------------|--|---|--|
| <p>CRUSHER AREA</p>         | <p>Loading/ Unloading</p> <ul style="list-style-type: none"> <li>• Track movement (reversing)</li> <li>• Load displacement</li> <li>• Reversing into hopper</li> <li>• Falling rocks during unloading</li> <li>• Absence of reversing barrier</li> </ul> <p>Crusher Operation</p> <ul style="list-style-type: none"> <li>• Stacking of hopper</li> <li>• Accidental start up of crusher</li> <li>• Hazards during unplanned maintenance</li> <li>• Electrical hazards</li> <li>• Work inside the crusher control room</li> </ul> | <ul style="list-style-type: none"> <li>• Uniformly distributed load</li> <li>• Worker movement segregation areas</li> <li>• Existence of safety signage</li> <li>• Implementation of approved codes of practice</li> <li>• Install proper guards and barriers</li> <li>• Guards to isolate mechanical hazards</li> <li>• Maintenance by approved technicians under supervision</li> <li>• Work inside the hopper only under supervision</li> <li>• Concrete walls for the control room</li> </ul> |   |
| <p>RAW MATERIAL STORAGE</p> | <ul style="list-style-type: none"> <li>• Airborne dust</li> </ul>  | <ul style="list-style-type: none"> <li>• Use of the stacker and reclaimer system to collect dust</li> <li>• Routine cleaning of the area</li> <li>• Good housekeeping</li> </ul>  |  |

|  |  |  |   |
|--|--|--|---|
| <p>RAW MATERIAL MILLS, HOMOGENISATION AND RAW MATERIAL STORAGE</p> | <ul style="list-style-type: none"> <li>• Back firing of the furnace</li> <li>• Noise</li> <li>• Dust</li> <li>• Absence of protective barrier</li> <li>• Absence of guards</li> <li>• Electrocutation</li> <li>• Hot material</li> </ul> | <ul style="list-style-type: none"> <li>• Use of fuel safety device (fusible link)</li> <li>• Use of a tag in / tag out system during maintenance</li> <li>• Use of a closed circuit surveillance system</li> <li>• Use of a dust suction system (Disab)</li> </ul> |    |
| <p>THE CLINKER PRODUCTION PROCESS PREHEATING OF MATERIAL</p>       | <ul style="list-style-type: none"> <li>• High temperatures</li> <li>• Superheated material particles</li> </ul>  | <ul style="list-style-type: none"> <li>• Use of a safe system of work – no accidental operation (tag in/ tag out procedures)</li> </ul>  |    |
| <p>KILN OPERATION</p>  | <ul style="list-style-type: none"> <li>• Back firing of burner</li> <li>• Working near hot surfaces</li> <li>• Working in a hot environment</li> </ul>   | <ul style="list-style-type: none"> <li>• Use of a closed circuit surveillance system</li> <li>• Use of a safe system of work – no accidental operation (tag in/ tag out procedures)</li> </ul>   |  |

|  |   |   |  |
|--|---|---|--|
| <p>COOLING SYSTEM</p>                                | <ul style="list-style-type: none"> <li>• Dusty environment</li> <li>• Accidental hurling of hot material</li> <li>• Use of a high pressure pump to clean the area</li> </ul>  | <ul style="list-style-type: none"> <li>• Use of authorised personnel</li> <li>• Use of a dust suction system (Disab)</li> <li>• Use of a safe system of work – no accidental operation (tag in/ tag out procedures)</li> </ul>  |   |
| <p>CEMENT AND RAW MATERIAL STORAGE SILO CLEANING</p> | <ul style="list-style-type: none"> <li>• Noise during the cleaning operation</li> <li>• Falling material from the silo walls</li> <li>• Dusty environment</li> <li>• Operator getting overcome by material at the base of the silo</li> </ul> | <ul style="list-style-type: none"> <li>• Use of dust suction system</li> <li>• Floor preparation</li> <li>• Use of safety signage</li> <li>• Use of tag in/ tag out procedures</li> <li>• Use of blind flanges</li> <li>• Continual supervision</li> <li>• Provision of adequate lighting</li> <li>• Provision of sufficient ventilation using bag filters</li> </ul> |  |

|                              |  |  |   |
|------------------------------|--|--|---|
|                              |  |  |    |
| <p>PACKAGING</p>             | <ul style="list-style-type: none"> <li>• Dusty environment</li> <li>• Falling material</li> <li>• Moving parts of packaging machinery</li> <li>• Movement of heavy trucks</li> <li>• Existence of third parties (truck drivers) in the area</li> </ul> | <ul style="list-style-type: none"> <li>• Use of a dust suction system</li> <li>• Use of appropriate PPEs</li> <li>• Training of personnel</li> <li>• Adequate machine guarding</li> <li>• Use of safety signage</li> </ul>               |    |
| <p>LOADING AND UNLOADING</p> | <ul style="list-style-type: none"> <li>• Overhead loads</li> <li>• Use of lifting equipment</li> <li>• Falling of loads</li> <li>• Dusty environment</li> </ul>  | <ul style="list-style-type: none"> <li>• Use of authorised personnel</li> <li>• Provision of appropriate maintenance to the lifting equipment</li> <li>• Use of load limiting devices</li> <li>• Routine cleaning of the area</li> </ul> |  |

|                               |  |  |   |
|-------------------------------|--|--|---|
| <p>MAINTENANCE DEPARTMENT</p> | <ul style="list-style-type: none"> <li>• Toxic fumes from welding operations</li> <li>• Insufficient tag in/ tag out procedures during maintenance</li> <li>• Manual handling causing Musculoskeletal problems</li> <li>• High temperatures</li> <li>• Electricity</li> <li>• Use of hand tools</li> <li>• Bad housekeeping</li> </ul> | <ul style="list-style-type: none"> <li>• Use of a fumes suction system</li> <li>• Trained personnel</li> <li>• Use of hoists</li> <li>• Use of approved and maintained metering devices</li> <li>• RCD 's 30 mA</li> <li>• Routine cleaning – goog housekeeping practices</li> <li>• Use of approved and well maintained hand tools USE</li> </ul> |  |
| <p>FUEL STORAGE</p>           | <ul style="list-style-type: none"> <li>• Use of naked flames near fuel storage</li> <li>• The creation of hot spots during maintenance activities</li> <li>• The hurling of hot material in the fuel area</li> <li>• Electrical discharges (Thunderbolt, electrostatic charges during refuelling , short circuits)</li> </ul>          | <ul style="list-style-type: none"> <li>• Existence of a work permit system for working near the fuel storage</li> <li>• Maintenance and control of the anti-discharge system</li> </ul>  |   |

|   |  |   |  |
|---|--|---|--|
| <p>USE OF ALTERNATIVE FUELS</p>   | <ul style="list-style-type: none"> <li>• Biological hazards from the use of bone meal, used rubber tyres, olive seats, RDF and other solid waste</li> </ul>  | <ul style="list-style-type: none"> <li>• Routine cleaning of the area</li> <li>• Use of appropriate PPEs</li> </ul>   |   |
| <p>WORK ENVIRONMENT, WORK AREAS AND PASSAGEWAYS</p>                           | <ul style="list-style-type: none"> <li>• Absence of safety signage</li> <li>• Obstructions in the passageways</li> <li>• Inadequate environmental conditions</li> <li>• Insufficient protection from physiochemical factors</li> </ul> | <ul style="list-style-type: none"> <li>• Use of appropriate safety signage indicating the passageways and emergency exits</li> <li>• Good house keeping of the area</li> <li>• Assessment of the environmental conditions and provision of adequate protection</li> </ul> |  |
| <p>USE OF WORK VEHICLES<br/><br/>(FORK LIFTS, LOADERS UNLOADERS, Disab, )</p> | <ul style="list-style-type: none"> <li>• Insufficient training</li> <li>• Insufficient maintenance</li> <li>• Inappropriate securing of the load</li> <li>• Speeding</li> <li>• Insufficient visibility</li> </ul>                     | <ul style="list-style-type: none"> <li>• Authorisation and training of personnel</li> <li>• Routine maintenance of the work vehicles</li> <li>• Provision of work instructions</li> <li>• Labelling of the vehicle movement area</li> </ul>                               |  |

LIFTING  
EQUIPMENT

- Crush of the load or the lifting mechanism onto operatives
- Fall of the load to be lifted due to the failure of the lifting gear
- Insufficient or inappropriate securing of the load
- Tilting of the load during its transportation
- Crashing of the load on the building
- Electrocutation as a result of lifting mechanism contacting o/h lines

- Use of authorised and trained personnel
- Existence and compliance with work instructions
- Safe operation of the stopping mechanism, the breaks and the lifting lines
- Check on a routine basis the hook mechanism
- Always secure the load using the approved straps
- Always avoid the lifting of loads overhead from working operatives.

